

*THE AUSTRALIAN NATIONAL
BUDGERIGAR COUNCIL INC*

*PHOTO GALLERY OF COLOURS
AND VARIETIES REPRESENTED*

IN THE STANDARD (2003)

NORMAL LIGHT GREEN



NORMAL LIGHT GREEN



NORMAL LIGHT GREEN TAIL

Judges / Breeder Comments

With any Normal variety the key issue is uniformity and consistency of colour throughout. In both body colour and wing markings.

Bloom within feathers around the neck and shoulder area is seen as a fault.

This colour is the normal form of the Wild Budgerigar found in Northern Australia in large migratory flocks.

NORMAL DARK GREEN



NORMAL DARK GREEN



Rod Turnbull

NORMAL DARK GREEN TAIL


Judges / Breeder Comments

Again colour consistency is the issue and this is also even more evident with the Dark Factor Normals. The use of Dark Factor birds in any breeding programme can be very beneficial with many varieties as contrast colours impact visually.

NORMAL OLIVE GREEN



NORMAL OLIVE GREEN



NORMAL OLIVE GREEN TAIL

Judges / Breeder Comments

Normal Olive Green can sometimes be confused with Normal Grey Green however key indicator is the Violet cheek patch and variation in tail colour that is Grey and Black respectively. Olives are not common place now but are invaluable in breeding programmes for lesser varieties given colour contrasts achieved.

NORMAL GREYGREEN



NORMAL GREYGREEN



NORMAL GREYGREEN TAIL

Judges / Breeder Comments

While a solid and even shade throughout is the key colour depth will vary greatly depending upon the underlying Dark factors that can be evident. These Dark factors can come from both the Green and the Grey background. If birds of this colour are viewed together the variations in colour depth are more evident.

NORMAL SKY BLUE



NORMAL SKY BLUE



NORMAL SKY BLUE TAIL

Judges / Breeder Comments

Again the colour consistency and uniformity is a key element as with any normal.

Cap clarity also impacts as ticking is readily evident on the white background in any of the Blue Series.

NORMAL COBALT



Rod Turnbull

NORMAL COBALT



Rod Turnbull

NORMAL COBALT TAIL

Judges / Breeder Comments

A colour clarity and consistency issue remains with this single Dark factor colour.

Some confusion is noted in identifying the Cobalt against the Sky Violet. A key identifier seems to be the evidence of a flatness in colour with the Cobalt whereas the Violet Sky has a sharper body sheen. Reviewing the two colour plates herein will show these variances.

NORMAL MAUVE



NORMAL MAUVE



NORMAL MAUVE TAIL

Judges / Breeder Comments

The double dark factor bird in the blue series. As with the Olive clarity and colour consistency is the key.

When bred with the more common Violet Sky all chicks will be Cobalt or Visual Violets making this bird invaluable within a breeding programme. Apart from the Violet double dark factor chicks in other varieties give great colour contrast.

NORMAL VIOLET



NORMAL VIOLET



NORMAL VIOLET TAIL

Judges / Breeder Comments

The most vibrant colour in the normal Budgerigar. Can be bred in both single and double factor with the latter showing a pinkish hue in the rump area. The visual Violet (Cobalt with the Violet colour modifier) is the only combination where this intensity of colour is visually evident. This colour modifier is also visually evident in the Green Series when present and not simply restricted to Blue Series birds.

NORMAL SKY VIOLET



NORMAL SKY VIOLET



NORMAL SKY VIOLET

Judges / Breeder Comments


Again a striking colour but does not have the intensity of the Visual Violet as the Dark factor is not evident.

An ideal mate for the Mauve as Visual Violets will form a good part of the offspring bred.

NORMAL VIOLET MAUVE



NORMAL VIOLET MAUVE



NORMAL VIOLET MAUVE TAIL


Judge / Breeder Comments

A colour variation that is seldom seen on the show bench however is invaluable in a breeder's arsenal for producing Visual Violets and Violets in other varieties which have outstanding colour contrasts. This colour mated with a Sky Blue will see all Cobalts and Visual Violets bred.

NORMAL GREY



NORMAL GREY



NORMAL GREY TAIL

Judges / Breeder Comments

Like the Grey Green the Grey has colour variances due to Dark Factor influences.

Colour uniformity is not usually an issue with the Greys.

Cheek patch is a good indicator when identifying this colour in variety combinations.

NORMAL YELLOW FACED BLUE



NORMAL YELLOW FACED BLUE



NORMAL YELLOW FACED BLUE
TAIL

Judges / Breeder Comments

This English version of the colour is dominant and can be bred in all colour and variety expressions. Body wash is always evident when compared with the normal colours and must always be in the breeders minds when pairing. Face and cap colour intensity enhances the overall bird benched.

NORMAL YELLOW FACED GREY



NORMAL YELLOW FACED GREY




NORMAL YELLOW FACED GREY
TAIL

Judges / Breeder Comments

This colour combination best reflects a lesser level of intrusion of colour wash. Yellow Faced, being a colour is also allowed in all variety combinations and some striking variants are displayed.

NORMAL GOLDEN FACED BLUE (DOUBLE FACTOR)



Rod Turnbull

NORMAL GOLDEN FACED
VIOLET (DOUBLE FACTOR)



Rod Turnbull

NORMAL GOLDEN FACED VIOLET
(DOUBLE FACTOR) TAIL

Judges / Breeder Comments

A Golden Faced Blue has some of the most striking colour combinations in the Budgerigar, especially the Violet.

Colour intensity in the mask is important and the body colour wash that is evident in all Yellow Faced and Golden Faces colours is less in the Double Factor version of the Golden Face.

All Golden Face Blue forms are extremely attractive.

NORMAL GOLDEN FACED BLUE (DOUBLE FACTOR)



Rod Turnbull

NORMAL GOLDEN FACED SKY
(DOUBLE FACTOR)



Rod Turnbull

NORMAL GOLDEN FACED SKY
(DOUBLE FACTOR) TAIL


Judges / Breeder Comments

Again a striking colour combination with the contrast of the Blue and Buttercup Yellow. This variety is dominant in form however the double factor reveals the true blue colouration and is the bird exhibited in shows as it meets the Standard criteria for colour and that criteria is BLUE.

NORMAL GOLDEN FACED BLUE (SINGLE FACTOR)



NORMAL GOLDEN FACED SKY
(SINGLE FACTOR)



NORMAL GOLDEN FACED SKY (SINGLE FACTOR) TAIL & UNDERWING

Judges / Breeder Comments

When viewed against the Double Factor the body colour intensity is washed and in many cases verging on Green. This colour expression has however an important place in the breeding of the variety and it's real place remains in the breeding room rather than the show bench. Many single factors are stronger in general outline and body structure than the double factors. Dark Factor birds have less body wash.

NORMAL GOLDEN FACED BLUE (SINGLE FACTOR)



NORMAL GOLDEN FACED
VIOLET (SINGLE FACTOR)



NORMAL GOLDEN FACED VIOLET (SINGLE FACTOR) TAIL & UNDERWING

Judges / Breeder Comments
Color comments are unchanged for all single factors however the birds carrying the Violet factor are a necessity to breed the Double Factor Violet that is so sought after by all.

BLACK EYED SELF YELLOW



NORMAL BLACK EYED SELF
YELLOW



NORMAL BLACK EYED SELF
YELLOW TAIL


Judges / Breeder Comments

The key element with this variety as indicated by the name is colour and the Standard calls for "buttercup yellow". As birds increase in body size and feather length they tend to lose the colour displayed by smaller tight feathered birds. Wing and neck markings should also be minimal.

BLACK EYED SELF WHITE



NORMAL BLACK EYED SELF
WHITE



NORMAL BLACK EYED SELF WHITE
TAIL

Judges / Breeder Comments

Again the key element with this variety is colour and the Standard calls for "White". The bird photographed is an excellent example of this rarer variety in both Colour and Exhibition quality. Many birds in the blue series tend to display their actual colour in the body thus the Grey is used to diffuse this fault.

DILUTE GREEN



DILUTE GREYGREEN



DILUTE LIGHT GREEN TAIL

Judges / Breeder Comments


The key with this variety is to get the correct level of dilution from the normal colours in this recessive variety.

A 70% dilution is called for in the Standard and the pictured bird is around that level of colour depth. The dilution on a truly represented bird is not only in body colour but also wings, cap, spots cheek patches and tail feathers.

DILUTE BLUE



DILUTE BLUE



DILUTE BLUE TAIL

Judges / Breeder Comments

Again the level of dilution is the key with the Blue series of this variety.

The Grey expression of the variety is usually better visually representing the variety.

Birds with lesser colour depth are incorrectly shown in the Black Eyed Self classes in both colour forms.

RED EYED SELF LUTINO



RED EYED SELF LUTINO



RED EYED SELF LUTINO TAIL & EYES

Judges / Breeder Comments

Another Self Coloured bird with the key emphasis on 'Buttercup' colour.

The underlying colour and variety can effect this required colour and lessen the intensity that sets this bird aside from all others.

Visual Red eye with an iris ring and the clear white cheek patches are other key indicators of the variety.

RED EYED SELF ALBINO



RED EYED SELF ALBINO



RED EYED SELF ALBINO TAIL & EYES

Judges /Breeder Comments

Body colour to be white with no intrusion of Blue. Grey is commonly used to give colour clarity however a double factor dose of grey will present a brown wash that is also not desirable.

Birds have been noted in recent times with pale violet cheek patches which could indicate a poor coloured Lacewing and these birds should be discarded from any breeding programme.

DARK EYED CLEAR YELLOW



DARK EYED CLEAR YELLOW



DARK EYED CLEAR YELLOW TAIL & EYES

Judges / Breeder Comments

A single bright and intense colour is required throughout.

The eye in this variety is clear and no iris is evident. The variety is in fact a composite one being a combination of Recessive Pied and Dutch Pied.

DARK EYED CLEAR WHITE



DARK EYED CLEAR WHITE



DARK EYED CLEAR WHITE TAIL & EYES

Judges / Breeder Comments

Clear body colour is required with the variety. Some birds will display a small area of underlying body colour and if only single feathers should be removed before exhibition. Cock birds have a flesh coloured cere like the Ino and Fallow and Lacewing.

CLEARWING GREEN



CLEARWING GREEN




CLEARWING GREEN TAIL

Judges / Breeder Comments

A good coloured Clearwing is truly striking as the variants between the clear wings and the fully body colour is visually vibrant.

Dark factors also enhance this colour variation. Buff feathered and larger framed birds tend to loose the intensity and also darken wing markings in this recessive variety.

CLEARWING BLUE



Rod Turnbull

CLEARWING BLUE



Rod Turnbull

CLEARWING BLUE TAIL

Judges / Breeder Comments

Blue series are also visually striking and the most striking of all is the Violet.

Feather clarity in wings and tails are the key elements of this beautiful variety.

Not many breeders specialize in this variety as they did in the past when colour breeding was the optimal outcome.

A hard variety to improve in overall size as colour is usually lost with that size improvement.

GREYWING GREEN



GREYWING GREEN



GREYWING GREEN TAIL

Judges / Breeder Comments

Wing marking intensity is a key component with this variety.

Body colour should also be strong as if lacking in intensity confusion with Dilutes becomes an issue. Poor coloured Greywings are sometimes incorrectly shown as dilutes and clearwings.

Clarity and sharpness of the wing markings is a key indicator when assessing a greywing against clearwings and dilutes.

GREYWING BLUE



GREYWING BLUE



Rod Turnbull

GREYWING BLUE TAIL

Judges / Breeder Comments

Again wing marking intensity is the key component with this variety. Birds with paler wing markings do not have the visual impact required and will be heavily penalized at shows.

Body colour in dark factor birds assists in the visual impact.

CINNAMONWING GREEN



CINNAMONWING GREEN



CINNAMONWING GREEN TAIL

Judges / Breeder Comments

Wing colour intensity can markedly change this variety visually.


Melanin levels are the key to this colour depth in both wings and body colour.

Good breeding records are required to temper the spread of Cinnamon in the aviary with this sex-linked variety. The Cinnamon expression is bred in the entire colour range.

CINNAMONWING BLUE



CINNAMONWING BLUE



CINNAMONWING BLUE TAIL

Judges / Breeder Comments

With any breeder accurate records are the key to reducing unforeseen expectations by using cocks split for this variety unknowingly.

A key note is that Cinnamon feathering is always more soft in appearance and this can benefit when the variety is correctly utilized outside itself.

OPALINE



OPALINE GREEN



OPALINE KEY FEATURES FEATHER MAKE UP AND MANTLE

Judges / Breeder Comments

The key features with this variety are clarity of markings in the mantle of the bird and retaining a clear cap free of flecking.

A key identifier for variety combinations with Opaline can be assessment of primary wing and secondary tail feathers which reveal a variation in markings to the Normal feathers.

(Photo above Opaline Left and Normal Right)

OPALINE ANY OTHER STANDARD VARIETY



OPALINE GREEN



OPALINE KEY FEATURES AND COMMON FAULTS

Judges / Breeder Comments

The AOSV class includes Cinnamonwing, Greywing, Clearwing, Black Eyed Self and Dilute birds. This is mainly dominated by the Cinnamon version given its strength above other combinations. This version can enhance the clarity in Double Factor Spangles given the colour inhibitors present. A key fault is Flecking and must be managed well within stock.

LACEWING YELLOW



Rod Turnbull

LACEWING YELLOW



Rod Turnbull

LACEWING YELLOW TAIL

Judges / Breeder Comments

The variety can be shown in both normal and opaline forms. Photo is Normal form with pale violet cheek patch.

Depth and clarity of markings are the keys to this variety in both forms.

Birds without this wing clarity should be discarded or used in a specific manner as some forms of this variety could be mistaken as Ino's. The cheek patch is a key identifier being Pale Violet

LACEWING WHITE



Rod Turnbull

LACEWING WHITE




Rod Turnbull

LACEWING WHITE TAIL

Judges / Breeder Comments

An Opaline Grey form of the variety shown. Identified by the Grey cheek patch and wing markings of Opaline. When wing markings not readily evident broken stryations radiating from the eye at rear of cap can be used to identify form. Also refer to Opalines for other unfailing key identifiers in this sex linked variety.

FALLOW GREEN



FALLOW GREEN



FALLOW GREEN TAIL & EYES

Judges / Breeder Comments

The word fallow means unfinished or untilled and this is evident with this variety given the colour intensity variations between chest and rump. The rump area usually allows colour identification. Recent specialized breeding in Australia has led to excellent commentary by overseas visitors as to quality of the Australian birds of this variety.

FALLOW BLUE



FALLOW BLUE



FALLOW BLUE TAIL & EYES

Judges / Breeder Comments

As with most Red Eyed Birds the cocks cere colour is pink with some outer colouration around the nasal passages (the Ino being an exception). The Opaline combination has a tendency to give a mixed footprint of colour in the wings which can impact on the overall variety appearance and show quality.

Two versions of Fallow exist being English (no iris ring) and German (iris ring). Australia is believed to only have stock of the German version.

CLEARBODY YELLOW



CLEARBODY YELLOW



CLEARBODY YELLOW TAIL

Judges / Breeder Comments

A relatively new variety in Australia bred from English imported birds.

Colour contrast is the key and this makes the variety one of striking colour with the Black wings and Yellow body colour.

Dark factor birds tends to lessen this contrast and these birds are of green suffusion.

The Grey Green combination tends to enhance the variety colour contrast.

CLEARBODY WHITE



CLEARBODY WHITE



CLEARBODY OPALINE WHITE TAIL

Judges / Breeder Comments

Again the colour contrast between body and wings is the key. Using the Grey birds in the blue series enhances that colour contrast.

Australia also had a recessive version of this variety in the past and that was the rarer Darkwing in the normal form now known as Darkwing Greywing. Older breeders often referred to this variety as Australian Clearbodies.

SPANGLE NORMAL GREEN



SPANGLE NORMAL GREEN



SPANGLE NORMAL GREEN TAIL

Judges / Breeder Comments

Clarity of wing markings sets this variety aside from others. The lack of Melanin in the centres of wing feathers gives a clearly defined edge around all wing feathers and some secondary tail feathers. Target spots is also a result of that melanin reduction and is a key exhibition expression. The variety is very strong as only the best outcrosses were used to initially establish these birds.

SPANGLE NORMAL BLUE



SPANGLE NORMAL BLUE



SPANGLE NORMAL BLUE TAIL & SPOTS

Judge / Breeder Comments

As mentioned the key feature in this variety is the "Bulls Eye" throat spots in the mask and this feature is hard to retain given the levels of melanin loss in the particular birds.

A much darker marked bird called a "Melanistic Spangle" is also bred by some breeders however the loss of the key element of the spangle markings detracts as an exhibition bird.

DOMINANT PIED GREEN



Rod Turnbull

DOMINANT PIED GREEN



Rod Turnbull

DOMINANT PIED GREEN TAIL

Judges / Breeder Comments

Visually a startling variety with Pied markings able to be seen all over the bird.

The Standard explains several versions of this dominant variety however the key element is symmetry of markings.

While throat spots are not mandatory birds with the full necklace of spots are visually more pleasing. A bird with just a single pink toe could breed visually pleasing birds in this variety.

DOMINANT PIED BLUE



DOMINANT PIED BLUE



DOMINANT PIED BLUE TAIL

Judges / Breeder Comments

A Pied with the inclusion of Dark factor in either Blue or Green enhances the visual characteristics of the variety.

This variety can be bred in double factor Pied form where almost all the body and wings are white or yellow. These birds will breed all visual pied's when paired with a normal.

The Violet form is a stunning colour combination.

RECESSIVE PIED GREEN



RECESSIVE PIED GREEN



RECESSIVE PIED GREEN TAIL & EYES

Judges / Breeder Comments

As the name indicates this form of Pied is Recessive and the gene is required on both parents in visual or split forms.

Many splits can be identified by a coloured feather (s) at the back of the head. This however is not a fool proof identifier as some other varieties also carry this spot (Dominant Pies and Spangles)

RECESSIVE PIED BLUE



RECESSIVE PIED BLUE



RECESSIVE PIED BLUE TAIL & EYES


Judges /Breeder Comments

A key fault with this variety is a greater intensity of black wing markings than required in the Standard and this seems to be more prominent in Hens.


Throat spots are again not a requirement however the birds with spots are visually more pleasing and the spots on a mainly white or yellow background are intensified by this contrast.

This variety has no iris ring in the eye.

AUSTRALIAN WHITE CAP BLUE (SINGLE FACTOR)



AUSTRALIAN WHITE CAP BLUE
(SINGLE FACTOR)



AUSTRALIAN WHITE CAP BLUE
(SINGLE FACTOR) TAIL & FACE

Judges / Breeder Comments

The newest variety being developed exclusively in Australia by dedicated breeders.

The key component that must be concentrated in the development of this variety is the intensity of the White Cap itself.

More will be included as a greater understanding is known.

AUSTRALIAN WHITE CAP GREY (SINGLE FACTOR)



AUSTRALIAN WHITE CAP GREY
(SINGLE FACTOR)



AUSTRALIAN WHITE CAP GREY
(SINGLE FACTOR) TAIL & FACE

Judges / Breeder Comments

At this point some link to Yellowface may exist however greater understanding is required. If this is the case breeding with Yellowface could well inhibit the development of the variety.

The Double Factor being green in colour defies all laws of Mendel inheritance and colour dominance and will prove to be a test to all to understand.

AUSTRALIAN WHITE CAP GREEN



AUSTRALIAN WHITE CAP
GREEN "DOUBLE FACTOR"



AUSTRALIAN WHITE CAP GREEN
TAIL & FACE

Judges / Breeder Comments

As mentioned in other slides this new variety is in discovery mode and additional comments will be given once details and verifications are discovered and confirmed with the "Green" form that appears to be a Double Factor at this point.

DARKWING (CINNAMON & GREYWING YELLOW)



CINNAMONWING FORM



“GREYWING” (NORMAL) FORM

Judges / Breeder Comments

Wing colour intensity is strengthened if birds are double factor forms of the variety. The single factor forms are greatly subdued in intensity.

This variety is co-dominant with the Black Eyed Self and also dominant over the Dilutes so could easily be improved given quality outcrosses available.

Blue (White) forms are similar in colour intensities. Birds pictured are both Double Factors.

SADDLEBACK



SADDLEBACK WITH NORMAL



“SADDLE”

Judges / Breeder Comments

Wing markings are grizzled on this variety and the overall markings give the appearance of a saddle on the back of the bird.

Very few birds of this variety are bred today and it could be an interesting variety to be challenged with.

If the variety is not bred it will soon disappear and be lost forever.

CRESTED



CRESTED FULL CIRCULAR



OTHER FORMS BEING HALF CIRCULAR AND TUFTED

Judges / Breeder Comments

The Crested Budgerigar has a strong and dedicated following as the breeding of this bird requires that dedication.

Three forms of the mutation are acceptable on the show bench and a centralized Crest is the ultimate. The allele can appear on other parts of the body however these forms are not accepted on the show bench

MOTTLE



MOTTLE – FIRST MOULT



MATURE



TAIL/RUMP

Judges / Breeder Comments

This rare variety while recognized in the Standard is seldom seen in aviaries or at shows.

The ground colour patches intensify as the bird ages and this transformation can be quite dramatic in some individual birds. The bird pictured has only gone through one mature moult and the level of yellow feathers will intensify and spread with each further moult as in the second photo.

HALF SIDER



Judges / Breeder Comments

This colour form is seen on occasions and is not a mutation but rather a genetic event where separate and defined colours are imprinted on the same bird.

Birds of this form can be seen in all colour combinations however only a few instances have been recorded with variety input like the Dominant Pied photographed. They mainly occur in normal colours.

QUARTER SIDER



Judges / Breeder Comments

This colour form is also seen on occasions and again is not a mutation but rather a genetic event where separate and defined colours are seen on the same bird.

With the quarter sider the event is clearly defined in one specific area of the birds body.

Birds of this form can also be seen in all colour combinations.

To our knowledge it has never been evidenced that these birds would breed true and have multi coloured offspring.

RAINBOWS



Judges / Breeder Comments

This form is actually a simple colour combination sought usually by colour breeders only.

That combination is Opaline Clearwing and Australian Golden Face Blue.

This colour contrast gives a vibrant mix of colours and hence the name Rainbow was adopted.

The Sky Blue near the centre of the photo is an excellent example of having the desired clear mantle that is now almost non existent in birds exhibited in most Opaline and Opaline AOSV classes in todays shows.

Colour breeding alone obviously has some advantages when retaining varieties.

FEATHER DUSTER OR CHRYSANTHEMUM



Comments

A BREEDERS NIGHTMARE

These birds appear in a nest and are always the most advanced prospective show winners given the size and strength. The splitting of the primary tail feathers is always the first indicator of the genetic fault. Birds cannot be maintained for any length of time and will not usually survive past a few months.

These should never be purchased as a pet by unknowing people.